



### District Report Card: 2017


<b>State:</b> Bihar	<b>District:</b> Gopalganj
<b>Class:</b> 3	<b>Subject:</b> Language
<b>Schools:</b> 59	<b>Students:</b> 1198


### Participation/Coverage


#### Students

<div>GENDER</div> <div></div>	Boys		Girls	
	Number	%	Number	%
	493	41.15	705	58.85

<div>AREA</div> <div></div>	Rural		Urban	
	Number	%	Number	%
	1148	95.83	50	4.17

<div>CATEGORY</div> <div></div>	SC		ST		OBC		GEN	
	Number	%	Number	%	Number	%	Number	%
	219	18.28	53	4.42	842	70.28	84	7.01

<div>CWSN</div> <div></div>	LD	VI	HI	S&LD	ID	Oth
	0	3	1	3	1	7

<div>Management</div> <div></div>	Government		Government-aided	
	Number	%	Number	%
	1198	100.00	0	0.00

### Average Performance of Students in Language (%)

Overall	Gender		Area		Management		Social Group			
	Male	Female	Rural	Urban	Govt.	Aided	SC	ST	OBC	GEN
67.65	68.07	67.35	67.50	71.07	67.65	0.00	65.94	69.94	67.83	68.81

## Performance on Learning Outcomes (LOs)

Learning Outcomes	Description	Average Performance(%)
L304	Reads small texts with comprehension i.e., identifies main ideas, details, sequence and draws conclusions	68.80
L312	Reads printed scripts on the classroom walls: poems, posters, charts etc.	65.34

Range of Performance of Students who Answered Correctly							
Below 30%		30% - 50%		50% - 75%		Above 75%	
Number	%	Number	%	Number	%	Number	%
93	7.76	198	16.53	407	33.97	500	41.74

## Lowest Performing Learning Outcomes (LOs)

1 - Reads printed scripts on the classroom walls: poems, posters, charts etc. (65.34)

2 - Reads small texts with comprehension i.e., identifies main ideas, details, sequence and draws conclusions (68.80)